

CANNON

OFFSHORE SALTWATER RELEASE

- Corrosion resistant, high-tension spring designed for heavier salt water lines
- Heavy duty release allows for deep-water trolling at high speeds
- Special anti-fouling pins prevent line from getting behind the gripper pads



PINCE ATTACHE-LIGNE EAU SALÉE OFFSHORE

- Ce ressort haute tension anti corrosion est conçu pour les lignes de pêche en mer plus lourdes
- Cette pince attache-ligne robuste permet de traîner en profondeur à grande vitesse
- Les goupilles spéciales empêchent la ligne de se coincer derrière les pads


Product Code: 2250109



CANNON

PINCH-R-RELEASE

- Spring action clip opens quickly and easily with finger pressure
- 2 to 12 lb tension range
- The deeper the line is set back in the pads the greater the tension



PINCH-R-RELEASE

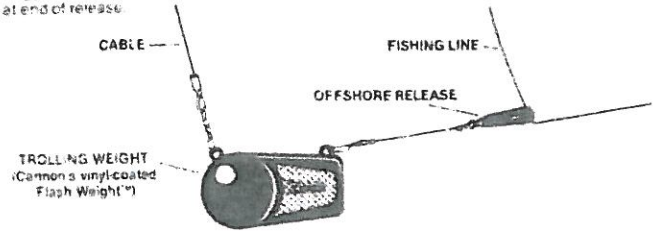
- Ouverture rapide et facile par simple pression du doigt sur le ressort de serrage
- Tension de 2 à 12 livres
- Plus la ligne est rentrée dans les patins plus la tension est bonne

Product Code: 2250111



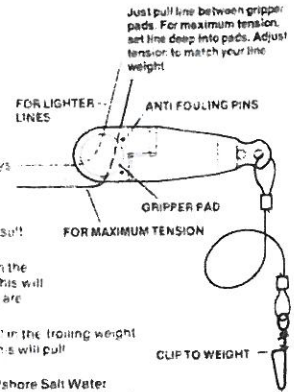
OFFSHORE SALTWATER RELEASE

For best results, attach snap directly to downrigger weight. Attach fishing line to clip at end of release.



HELPFUL HINTS FOR THE CANNON OFFSHORE RELEASE

- Place a piece of paper or plastic between the pads for long term storage. This prevents the pads from sticking together and pulling away from the clip.
- Before each day's use, slide the clip sideways to break the surface tension of the gripper pads.
- Special anti-fouling pins prevent line from getting behind gripper pads, which could result in the release not working properly.
- For trolling large cowbells or dodgers, pinch the pads together after the line is set in them. This will increase the pad pressure. Be careful if you are using light line.
- Do not use Cannon Offshore Release to pull in the trolling weight. It was not designed as a weight retriever. This will pull the cable from the clip.
- When trolling flatlines, attach a Cannon Offshore Salt Water Release to the boat and pull the line in the clip. This will result in a higher hook-up ratio and better line control.
- The release sets the hook — you must get the line tight as soon as possible. Sharp hooks improve success.

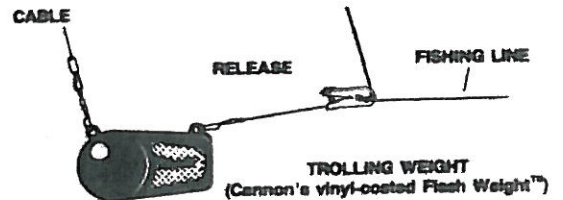


CANNON
Johnson Outdoors Marine Electronics, Inc.
121 Power Drive
Mankato, MN 56001
cannondownriggers.com
©2010
Part #3395332

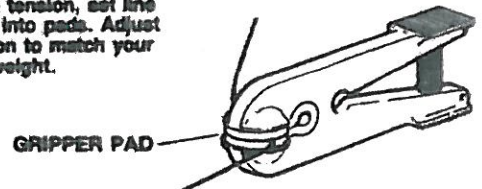
WARNING: This product may contain chemicals known to the State of California to cause cancer or other reproductive toxicity.

PINCH-R-RELEASE

For best results, attach snap directly to downrigger weight. Attach fishing line to clip at end of release.



Just place line between gripper pads. For maximum tension, set line deep into pads. Adjust tension to match your line weight.



The special loop that joins the gripper pads is to prevent the line getting behind the pads which could cause the release not to work properly.

Do not use the release to pull in the trolling weight. It is not designed as a weight retriever.

The release sets the hook — you must get the line tight as soon as possible. Sharp hooks improve success.

CANNON
Techsonic Industries
121 Power Drive
Mankato, MN 56001
cannondownriggers.com

WARNING: This product may contain chemicals known to the State of California to cause cancer or other reproductive toxicity.